



# Relay Online Sign Up, Set Up, Send


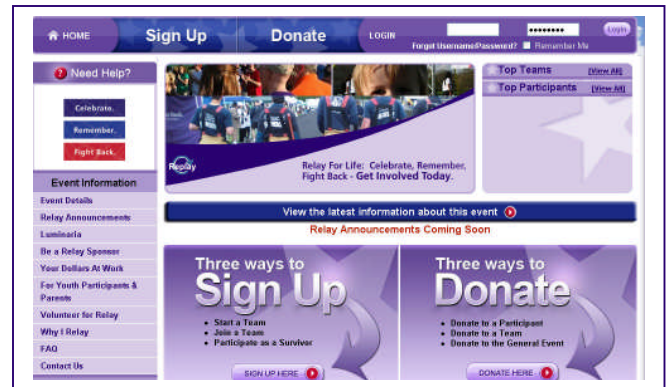
[www.relayforlife.org/windhamct](http://www.relayforlife.org/windhamct)

Follow these three simple steps to sign up online, set up your personal Web page, and send out email to your friends and family.

## Sign Up

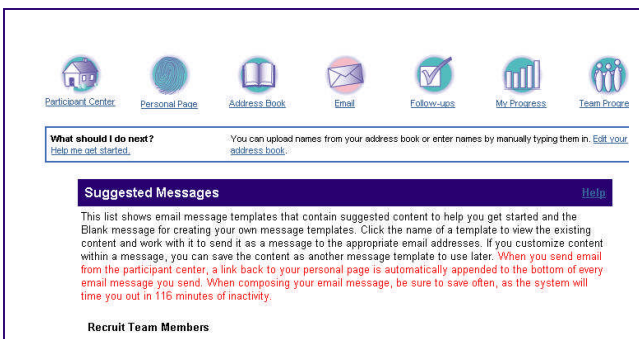
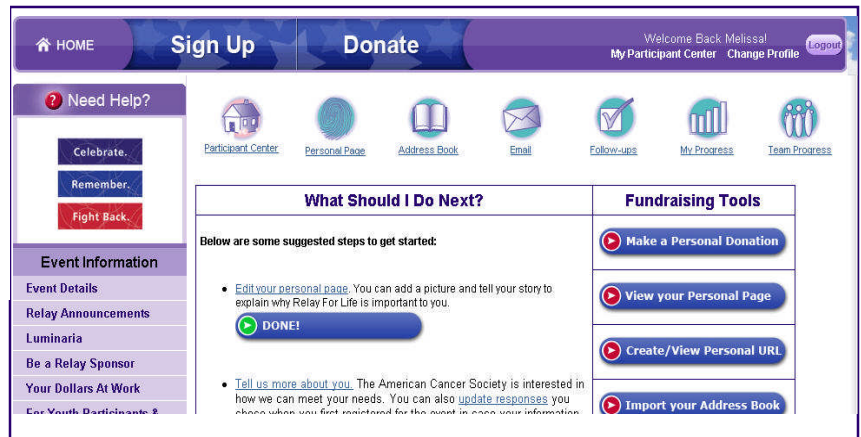
Click on the Sign Up icon on your event's home page. From there you can either join an existing team, or start a new team by registering as a team captain and choosing a team name and fundraising goal.

When asked if you are a returning or new online participant, be sure to click the correct circle. If you are a returning online user this will activate your Personal Participant Center, including your address book.



## Set Up

Set up your team page and your individual fundraising pages by adding personal photos and telling people why you are raising money for the American Cancer Society. Let it reflect your personality!



## Send

Send emails through you Personal Participant Email Center inviting your friends, family and co-workers to join your team or support you with a donation.



Contact: Joan Doiron at [joanmail@snet.net](mailto:joanmail@snet.net) for questions, help & support